










# SPOTlight: School Year 2022-2023

Freire Charter School			
School Code	3318	Principal Name	Christopher Moore
Sector	Charter	Address	2027 Chestnut St
Network	Charters	Phone	215 557 8555
Report Type	High School	Admission Category	Citywide
Receives K8 Report	Yes	October 1 Enrollment	492
Grades in Report	9 12		
Website	freirecharterschool.org		

## School Performance Outcomes Table

CONDITIONS FOR SUCCESS				
Metric Name	2021-22 Results	2022-23 Results	2022-23 Progress	Metric Description
Student Attendance	60.7%	59.2%	-1.5 %-pts 	Percentage of students attending 90% or more of instructional days
Teacher Attendance	Not Applicable			Percentage of teachers attending 90% or more of work days
Student Dropouts (Grades 9-12)	1	1	+0 	Number of students no longer enrolled, and who did not transfer or graduate
Graduation Rate (4-Year Cohort)	94.3%	91.3%	-3.0 %-pts 	Percentage of students graduating high school within four years of first-time enrollment in 9th grade

ACADEMIC GOALS						
Metric Name	2018-19 Results*	2022-23 Results	2022-23 Progress	2018-19 Results*	2022-23 Results	2022-23 Progress
<b>Goal 4: Best by 11th Grade</b>	<b>Keystone Proficient or Advanced</b>			<b>Keystone Below Basic</b>		
Algebra 1	44.4%	30.5%	-13.9 %-pts 	13.2%	19.5%	+6.3 %-pts 
Biology	18.9%	31.6%	+12.7 %-pts 	31.1%	27.4%	-3.7 %-pts 
Literature	48.1%	59.4%	+11.3 %-pts 	20.8%	7.3%	-13.5 %-pts 

\* Due to COVID-19 pandemic-related test cancellations and exemptions, Keystone results for 2022-23 are compared to pre-pandemic (2018-19) performance.

Metric Name	2021-22 Results	2022-23 Results	2022-23 Progress	Metric Description
<b>Goal 5: Grade 12 CTE</b>	<b>NOCTI Competent or Advanced</b>			
NOCTI	Insufficient Sample			Percentage of students passing the industry standards assessment specific to each Career and Technical Education (CTE) program

All SPOTlight indicator colors are based on unrounded changes in results. Percentage point changes are rounded to the nearest tenth for display.

SPOTlight Legend:	Improving 	Maintaining 	Not Improving 
-------------------	---	--	---



# Freire Charter School

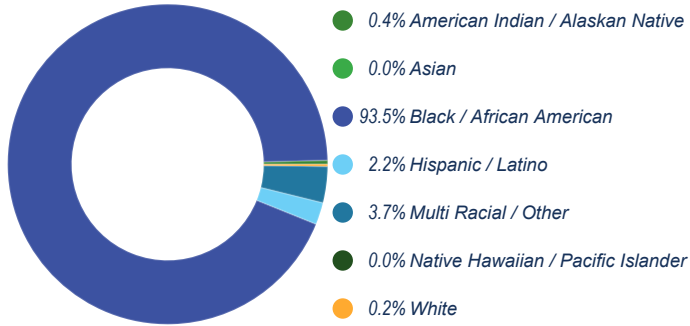
## 2022-2023 SCHOOL PROGRESS REPORT ON EDUCATION AND EQUITY

School Code | 3318 Sector | Charter Network | Charters  
Principal Name | Christopher Moore

Address | 2027 Chestnut St Phone | 215-557-8555

Website | freirecharterschool.org Report Type | High School  
Grades in Report | 9-12 Admissions Category | Citywide  
Receives K8 Report | Yes Oct 1 Enrollment | 492

### Student Enrollment and Demographics



**515**

# of Students Served Over the Full Year

**30.9%**

% of Students with IEPs

**1.6%**

% of Students Identified as English Learners

**76.0%**

% of Students Identified as Economically Disadvantaged

### Student Attendance

**28.5%**

% of Students Attending at Least 95% of Instructional Days

**59.2%**

% of Students Attending at Least 90% of Instructional Days

Score Level	Performance	Improvement	Level
Not Applicable for 2022-2023	Black / African American		
Performance Insufficient Data for Score	Insufficient Data for Score	Insufficient Data for Score	NA
	Hispanic / Latino		
Improvement Improving in 40.0% 4 out of 10 Eligible Metrics	Insufficient Data for Score	Insufficient Data for Score	NA
	Multi Racial / Other		
Goal Performance (All Students)	White		
Four-Year Cohort Graduation Rate	Insufficient Data for Score	Insufficient Data for Score	NA
Score: 91.3%	American Indian / Alaskan Native		
NOT IMPROVING -3.0 From Prior Year	Insufficient Data for Score	Insufficient Data for Score	NA
GOAL 4   Keystone: % of Students Proficient or Advanced on All 3 Keystones, Grade 11	Asian		
Score: 12.5%	Insufficient Data for Score	Insufficient Data for Score	NA
Not Applicable No Data Prior Year	Native Hawaiian / Pacific Islander		
GOAL 5   % of 12th Grade CTE Students Meeting Industry Standards	Insufficient Data for Score	Insufficient Data for Score	NA
Insufficient Sample	English Learners		
	Insufficient Data for Score	Insufficient Data for Score	NA
Improving Maintaining Not Improving Not Applicable	Students with IEPs		
	Insufficient Data for Score	Insufficient Data for Score	NA
	Economically Disadvantaged		
	Insufficient Data for Score	Insufficient Data for Score	NA

# Climate, Culture & Opportunity

## Conditions for Success

School Code | 3318 School Name | Freire Charter School

### % of Students Attending 90%+ of Days

#### All Students

515 Students

**Score: 59.2%**



NOT IMPROVING

-1.5 From Prior Year



### % of Students Attending

Greater Than 95% of Instructional Days

28.5%

90-95% of Instructional Days

30.7%

85-90% of Instructional Days

16.5%

80-85% of Instructional Days

12.4%

Less than 80% of Instructional Days

11.8%

### Number of Dropouts

#### All Students

Grades 9-12

**Students: 1**

MAINTAINING

+0.0 From Prior Year



### % of Students Receiving Zero Out-of-School Suspensions

#### All Students

515 Students

**Score: 76.1%**



NOT IMPROVING

-9.3 From Prior Year



\* Schools that are performing at the most positive value for a metric automatically receive a label of "Improving", even if no change in performance occurred.

# Climate, Culture & Opportunity

## Conditions for Success

School Code | 3318 School Name | Freire Charter School

**% of Teachers Attending 90%+ of Days**

**Additional Teacher Metrics**

**All Teachers**

**Not Applicable**

**Data Unavailable**  
% of Teachers Rated as  
Distinguished

**Data Unavailable**  
% of Teachers Rated as  
Proficient




**Data Unavailable**  
Year-to-Year Teacher  
Retention

*\* Schools that are performing at the most positive value for a metric automatically receive a label of "Improving", even if no change in performance occurred.*

# College & Career: Every Student Graduates Ready for College and Careers

## Conditions for Success

School Code | 3318 School Name | Freire Charter School









Four-Year Cohort Graduation Rate	Other Key Metrics		
<p><b>All Students</b> 94 out of 103 Students</p> <p><b>Score: 91.3%</b> <span>NOT IMPROVING</span> -3.0 From Prior Year </p>			
<p><b>Black / African American</b> 89 out of 95 Students</p> <p><b>Score: 93.7%</b> <span>NOT IMPROVING</span> -1.1 From Prior Year </p>	<p><b>84.5%</b> <b>60.2%</b> <b>58.0%</b></p>		
<p><b>Hispanic / Latino</b></p> <p>Insufficient Sample</p>	<p>Ninth-Grade On-Track Rate</p>	<p>First-Fall Matriculation</p>	<p>% of Students Completing the FAFSA by End of 12th Grade</p>
<p><b>Multi Racial / Other</b></p> <p>Insufficient Sample</p>			
<p><b>White</b></p> <p>Insufficient Sample</p>			
<p><b>American Indian / Alaskan Native</b></p> <p>Insufficient Sample</p>			
<p><b>Asian</b></p> <p>Insufficient Sample</p>			
<p><b>Native Hawaiian / Pacific Islander</b></p> <p>Insufficient Sample</p>			
<p><b>English Learners</b></p> <p>Insufficient Sample</p>			
<p><b>Students with IEPs</b> 31 out of 35 Students</p> <p><b>Score: 88.6%</b> <span>NOT IMPROVING</span> -5.2 From Prior Year </p>			
<p><b>Economically Disadvantaged</b></p> <p>Insufficient Sample</p>			

\* Schools that are performing at the most positive value for a metric automatically receive a label of "Improving", even if no change in performance occurred.

# College & Career: Every Student Graduates Ready for College and Careers

## Goal 4 - Keystone Algebra I Proficiency, Grade 11

School Code | 3318 School Name | Freire Charter School

Keystone Algebra 1: % of Students Proficient or Advanced, Grade 11	Keystone Algebra 1: % of Students Below Basic, Grade 11
<p><b>All Students</b> 25 out of 82 Students</p> <p><b>Score: 30.5%</b> <span>NOT IMPROVING</span> -13.9 From Prior Year </p>	<p><b>All Students</b> 16 out of 82 Students</p> <p><b>Score: 19.5%</b> <span>NOT IMPROVING</span> +6.3 From Prior Year </p>
<p><b>Black / African American</b> 23 out of 75 Students</p> <p><b>Score: 30.7%</b> <span>Not Applicable</span> No Data Prior Year </p>	<p><b>Black / African American</b> 15 out of 75 Students</p> <p><b>Score: 20.0%</b> <span>Not Applicable</span> No Data Prior Year </p>
<p><b>Hispanic / Latino</b></p> <p>Insufficient Sample</p>	<p><b>Hispanic / Latino</b></p> <p>Insufficient Sample</p>
<p><b>Multi Racial / Other</b></p> <p>Insufficient Sample</p>	<p><b>Multi Racial / Other</b></p> <p>Insufficient Sample</p>
<p><b>White</b></p> <p>Insufficient Sample</p>	<p><b>White</b></p> <p>Insufficient Sample</p>
<p><b>American Indian / Alaskan Native</b></p> <p>Insufficient Sample</p>	<p><b>American Indian / Alaskan Native</b></p> <p>Insufficient Sample</p>
<p><b>Asian</b></p> <p>Insufficient Sample</p>	<p><b>Asian</b></p> <p>Insufficient Sample</p>
<p><b>Native Hawaiian / Pacific Islander</b></p> <p>Insufficient Sample</p>	<p><b>Native Hawaiian / Pacific Islander</b></p> <p>Insufficient Sample</p>
<p><b>English Learners</b></p> <p>Insufficient Sample</p>	<p><b>English Learners</b></p> <p>Insufficient Sample</p>
<p><b>Students with IEPs</b> 2 out of 21 Students</p> <p><b>Score: 9.5%</b> <span>Not Applicable</span> No Data Prior Year </p>	<p><b>Students with IEPs</b> 12 out of 21 Students</p> <p><b>Score: 57.1%</b> <span>Not Applicable</span> No Data Prior Year </p>
<p><b>Economically Disadvantaged</b> 17 out of 58 Students</p> <p><b>Score: 29.3%</b> <span>Not Applicable</span> No Data Prior Year </p>	<p><b>Economically Disadvantaged</b> 11 out of 58 Students</p> <p><b>Score: 19.0%</b> <span>Not Applicable</span> No Data Prior Year </p>

\* Schools that are performing at the most positive value for a metric automatically receive a label of "Improving", even if no change in performance occurred.

\* Due to COVID-19 pandemic-related test cancellations and exemptions, Keystone results for 2022-2023 are compared to pre-pandemic (2018-2019) performance; 2018-2019 subgroup data are not included.

# College & Career: Every Student Graduates Ready for College and Careers

## Goal 4 - Keystone Biology Proficiency, Grade 11

School Code | 3318 School Name | Freire Charter School

Keystone Biology: % of Students Proficient or Advanced, Grade 11	Keystone Biology: % of Students Below Basic, Grade 11
<p><b>All Students</b> 30 out of 95 Students</p> <p><b>Score: 31.6%</b></p> <p>IMPROVING +12.7 From Prior Year </p>	<p><b>All Students</b> 26 out of 95 Students</p> <p><b>Score: 27.4%</b></p> <p>IMPROVING -3.7 From Prior Year </p>
<p><b>Black / African American</b> 24 out of 85 Students</p> <p><b>Score: 28.2%</b></p> <p>Not Applicable No Data Prior Year </p>	<p><b>Black / African American</b> 25 out of 85 Students</p> <p><b>Score: 29.4%</b></p> <p>Not Applicable No Data Prior Year </p>
<p><b>Hispanic / Latino</b></p> <p>Insufficient Sample</p>	<p><b>Hispanic / Latino</b></p> <p>Insufficient Sample</p>
<p><b>Multi Racial / Other</b></p> <p>Insufficient Sample</p>	<p><b>Multi Racial / Other</b></p> <p>Insufficient Sample</p>
<p><b>White</b></p> <p>Insufficient Sample</p>	<p><b>White</b></p> <p>Insufficient Sample</p>
<p><b>American Indian / Alaskan Native</b></p> <p>Insufficient Sample</p>	<p><b>American Indian / Alaskan Native</b></p> <p>Insufficient Sample</p>
<p><b>Asian</b></p> <p>Insufficient Sample</p>	<p><b>Asian</b></p> <p>Insufficient Sample</p>
<p><b>Native Hawaiian / Pacific Islander</b></p> <p>Insufficient Sample</p>	<p><b>Native Hawaiian / Pacific Islander</b></p> <p>Insufficient Sample</p>
<p><b>English Learners</b></p> <p>Insufficient Sample</p>	<p><b>English Learners</b></p> <p>Insufficient Sample</p>
<p><b>Students with IEPs</b> 4 out of 22 Students</p> <p><b>Score: 18.2%</b></p> <p>Not Applicable No Data Prior Year </p>	<p><b>Students with IEPs</b> 13 out of 22 Students</p> <p><b>Score: 59.1%</b></p> <p>Not Applicable No Data Prior Year </p>
<p><b>Economically Disadvantaged</b> 20 out of 66 Students</p> <p><b>Score: 30.3%</b></p> <p>Not Applicable No Data Prior Year </p>	<p><b>Economically Disadvantaged</b> 17 out of 66 Students</p> <p><b>Score: 25.8%</b></p> <p>Not Applicable No Data Prior Year </p>

\* Schools that are performing at the most positive value for a metric automatically receive a label of "Improving", even if no change in performance occurred.

\* Due to COVID-19 pandemic-related test cancellations and exemptions, Keystone results for 2022-2023 are compared to pre-pandemic (2018-2019) performance; 2018-2019 subgroup data are not included.

# College & Career: Every Student Graduates Ready for College and Careers

## Goal 4 - Keystone Literature Proficiency, Grade 11

School Code | 3318 School Name | Freire Charter School

Keystone Literature: % of Students Proficient or Advanced, Grade 11	Keystone Literature: % of Students Below Basic, Grade 11
<b>All Students</b> <i>57 out of 96 Students</i> <b>Score: 59.4%</b> <div style="display: flex; align-items: center; gap: 10px;"> <div style="background-color: #28a745; color: white; padding: 2px 5px; border-radius: 10px;">IMPROVING</div> <span>+11.3 From Prior Year</span> </div>	<b>All Students</b> <i>7 out of 96 Students</i> <b>Score: 7.3%</b> <div style="display: flex; align-items: center; gap: 10px;"> <div style="background-color: #28a745; color: white; padding: 2px 5px; border-radius: 10px;">IMPROVING</div> <span>-13.5 From Prior Year</span> </div>
<b>Black / African American</b> <i>50 out of 86 Students</i> <b>Score: 58.1%</b> <div style="display: flex; align-items: center; gap: 10px;"> <div style="background-color: #6c757d; color: white; padding: 2px 5px; border-radius: 10px;">Not Applicable</div> <span>No Data Prior Year</span> </div>	<b>Black / African American</b> <i>7 out of 86 Students</i> <b>Score: 8.1%</b> <div style="display: flex; align-items: center; gap: 10px;"> <div style="background-color: #6c757d; color: white; padding: 2px 5px; border-radius: 10px;">Not Applicable</div> <span>No Data Prior Year</span> </div>
<b>Hispanic / Latino</b> Insufficient Sample	<b>Hispanic / Latino</b> Insufficient Sample
<b>Multi Racial / Other</b> Insufficient Sample	<b>Multi Racial / Other</b> Insufficient Sample
<b>White</b> Insufficient Sample	<b>White</b> Insufficient Sample
<b>American Indian / Alaskan Native</b> Insufficient Sample	<b>American Indian / Alaskan Native</b> Insufficient Sample
<b>Asian</b> Insufficient Sample	<b>Asian</b> Insufficient Sample
<b>Native Hawaiian / Pacific Islander</b> Insufficient Sample	<b>Native Hawaiian / Pacific Islander</b> Insufficient Sample
<b>English Learners</b> Insufficient Sample	<b>English Learners</b> Insufficient Sample
<b>Students with IEPs</b> <i>4 out of 23 Students</i> <b>Score: 17.4%</b> <div style="display: flex; align-items: center; gap: 10px;"> <div style="background-color: #6c757d; color: white; padding: 2px 5px; border-radius: 10px;">Not Applicable</div> <span>No Data Prior Year</span> </div>	<b>Students with IEPs</b> <i>5 out of 23 Students</i> <b>Score: 21.7%</b> <div style="display: flex; align-items: center; gap: 10px;"> <div style="background-color: #6c757d; color: white; padding: 2px 5px; border-radius: 10px;">Not Applicable</div> <span>No Data Prior Year</span> </div>
<b>Economically Disadvantaged</b> <i>40 out of 66 Students</i> <b>Score: 60.6%</b> <div style="display: flex; align-items: center; gap: 10px;"> <div style="background-color: #6c757d; color: white; padding: 2px 5px; border-radius: 10px;">Not Applicable</div> <span>No Data Prior Year</span> </div>	<b>Economically Disadvantaged</b> <i>3 out of 66 Students</i> <b>Score: 4.6%</b> <div style="display: flex; align-items: center; gap: 10px;"> <div style="background-color: #6c757d; color: white; padding: 2px 5px; border-radius: 10px;">Not Applicable</div> <span>No Data Prior Year</span> </div>

\* Schools that are performing at the most positive value for a metric automatically receive a label of "Improving", even if no change in performance occurred.  
 \* Due to COVID-19 pandemic-related test cancellations and exemptions, Keystone results for 2022-2023 are compared to pre-pandemic (2018-2019) performance; 2018-2019 subgroup data are not included.



# College & Career: Every Student Graduates Ready for College and Careers

Goal 4 - Keystone Overall Proficiency, Grade 11

Goal 5 - Career and Technical Education, Grade 12

School Code | 3318 School Name | Freire Charter School

## Keystone All Subjects: % of Students Proficient or Advanced, Grade 11

### All Students

12 out of 96 Students

Score: 12.5%

Not Applicable

No Data Prior Year



### Black / African American

10 out of 86 Students

Score: 11.6%

Not Applicable

No Data Prior Year



### Hispanic / Latino

Insufficient Sample

### Multi Racial / Other

Insufficient Sample

### White

Insufficient Sample

### American Indian / Alaskan Native

Insufficient Sample

### Asian

Insufficient Sample

### Native Hawaiian / Pacific Islander

Insufficient Sample

### English Learners

Insufficient Sample

### Students with IEPs

1 out of 23 Students

Score: 4.4%

Not Applicable

No Data Prior Year



### Economically Disadvantaged

8 out of 66 Students

Score: 12.1%

Not Applicable

No Data Prior Year



## % of 12th Grade CTE Students Meeting Industry Standards

### All Students

Insufficient Sample

\* Schools that are performing at the most positive value for a metric automatically receive a label of "Improving", even if no change in performance occurred.

\* Due to COVID-19 pandemic-related test cancellations and exemptions, Keystone results for 2022-2023 are compared to pre-pandemic (2018-2019) performance; 2018-2019 subgroup data are not included.